



# SSAD AES/EBU Aluminium Foil Shield Multipair

The **eurocable** SSAD multipair digital cables are designed for digital audio equipment and compliant to the standards set by AES/EBU. Featuring 110 ohm nominal impedance, extremely low capacitance, these cables are suitable for carrying multiple high quality digital audio signals in both fixed and outdoor applications. All pairs are individually shielded, twisted, and held together by a holding tape and identified by numbers and letters. SSAD multipair is available in 2 to 16 pairs, and in 24 to 48 pairs on request.



The digital multipair range is also available on request with LSZH jacket (HFSSAD).

INSTALLATION/MOBILE  
DIGITAL  
JACKET COLOR ■  
200-500 m/656-1640 feet ON WOODEN REELS



CVS LKSSADCode	02C	04C	08C	12C	16C	24C*	32C*	48C*		
<b>ELECTRICAL DATA</b>										
D.C.R. at 20°C	Conductor	< 143 ohm/km								
	Shield	< 40 ohm/km								
Capacitance	Conductor/Conductor 1 KHz	50 pF/m								
	Conductor/Shield 1 KHz	100 pF/m								
Nominal Impedance	3 - 8 MHz	110 ohm/100 m								
Attenuation	3 - 8 MHz	7 - 10 db/100 m								
Vel. of Prop.		80%								
<b>GENERAL DATA</b>										
Pairs cable	2	4	8	12	16	24	32	48		
Cable	O.D.	8.80 mm	10.30 mm	12.90 mm	15.40 mm	17.40 mm	22.20 mm	25.50 mm	30.80 mm	
	Standard reels	500 m					200 m			
	Weight Kg/100m	8.50	12.00	18.00	25.00	32.50	48.20	61.70	88.30	
Operating temperature -20°C/+70°C										
Jacket	Material	PVC								
	Nominal Thickness	1.20 mm	1.30 mm		1.45 mm	1.65 mm	1.75 mm	1.90 mm		
Shield	Material	Aluminium - Mylar foil, Shield plus tinned copper drain wire								
	Coverage	100%								
Conductor	Qty	2 x 2	4 x 2	8 x 2	12 x 2	16 x 2	24 x 2	32 x 2	48 x 2	
	Strand	7 x 0.16 mm								
	Area/AWG	0.14 mm <sup>2</sup> /26								
	Insul. O.D.	1.20 mm								
	Material	Annealed tinned copper cellular polyolefine insulated								

\* on request

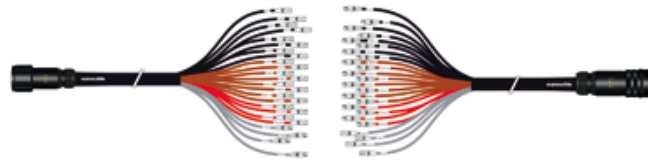
## Snakes, Fan-in and Fan-out

For further informations and configurations, see pages 32-33



**SNK** **16** **D** **\*** **M** **R**

\* Length    Feet    M Meters



Fan out **FNT** **20X4** **D** **B** **\*** **M** **F3** **R**

Fan in **FNN** **20X4** **D** **B** **\*** **M** **F3** **R**

Not suitable for applications above 50 volt ac; 75 volt dc.