




LKH Head to Ballast Connectors

The LKH series of connectors was originally designed to support head to ballast connections for most manufacturers of film and broadcast luminaires (Arri, Desisti, LTM, Mole-Richardson). LKH configurations are ideal for compact power + control connections up to 80A.







- Cable version with easy-grip long metal locking ring
- Roller studs for easier coupling
- Body made of high quality aluminium with resistant black finishing
- Front and rear panel mounting available
- IP68 rated when mated
- First in/last out ground contacts
- Shell grounding
- Silver plated solder or crimp contacts
- Machined backshells
- Suitable to fit various cable overall diameters
- Color code identification
- 400 W to 20kW range
- Cable strain relief as standard

UL listed insert			
Item			
LKH 24-2			
LKH 28-22			
LKH 28A-9			



Options

- Black and colored (blue, red, green, yellow) rubber locking rings
- Male and female connector dust caps

EXAMPLE	
Photo	Item
	LKH 26-24-2-PSSW-00PG
	LKH 01-24-2-SSS0-P21PG
	LKH 06-24-11-PSS0-P21BG
	LKH 02-24-11-SSS0-00PG

Accessories

Dust cap



For male and female connectors

Rubber locking ring



Items subject to Minimum Order Qty

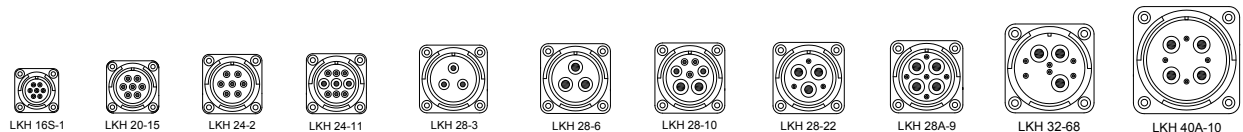


Ground pin



See connectors ordering code table

Special Version



LKH Head to Ballast Connectors

LKH Connectors ordering code

Connector Type		LKH <input type="checkbox"/> - <input type="checkbox"/> - <input type="checkbox"/> <input type="checkbox"/> <input type="checkbox"/> <input type="checkbox"/> - <input type="checkbox"/> <input type="checkbox"/> <input type="checkbox"/> <input type="checkbox"/> <input type="checkbox"/> <input type="checkbox"/>										Special version	
Cable mount without locking ring	01											Assigned by Link	
Panel without locking ring	02												
Cable mount with locking ring	06												
Panel with locking ring	26												
Arrangement		Shell/contact version		Backshell		Cable relief		Body ground		Shell*/locking ring			
16S-1		Female/Female	S	No	0	No	0	No	0	Hard black locking ring	H		
20-15		Male/Male	P	Black aluminium	P	PG11	11	Yes	G	Black aluminium shell for 01 and 02 connector type	P		
24-2		Female/Male	SP			PG13.5	13			Black aluminium shell for 06 and 26 connector type	P		
24-11		Male/Female	PS			PG16	16			Black aluminium shell with black rubber locking ring	B		
28A-9						PG21	21			Black aluminium shell with blue rubber locking ring	Bl		
28-10						PG29	29			Black aluminium shell with green rubber locking ring	G		
28-22						PG36	36			Black aluminium shell with red rubber locking ring	R		
28-3						PG11 with spring	11S			Black aluminium shell with yellow rubber locking ring	Y		
28-6						PG13.5 with spring	13S						
32-68						PG16 with spring	16S						
40A-10						PG21 with spring	21S						
		Pins version											
		No	0										
		Gold	G										
		Silver	S										
		Pins Type											
		No	0										
		Crimp	C										
		Solder	S										
		PCB	P										
		Screw	V										

Insert rotation	Arrangement										
	16S-1	20-15	24-2	24-11	28-3	28-6	28A-9	28-10	28-22	32-68	40A-10
W	80	80	80	35	70	70	110	80	70	65	65
X	-	-	-	110	145	145	250	110	145	135	125
Y	-	-	-	250	215	215	260	250	215	225	225
Z	280	280	280	325	290	290	280	280	290	275	310

LKH Contacts ordering code

Size		LK P <input type="checkbox"/> <input type="checkbox"/> <input type="checkbox"/> <input type="checkbox"/> <input type="checkbox"/> <input type="checkbox"/>										Special version		
00												Extended (ground)		E
04												Protected		P
08		Version		Type		Max wire size for crimp								
12		Female	S	Crimp	C	mm ² ...								
16		Male	P	Solder	S									
18		Treatment		PCB	P									
20		Gold	G	Screw	V									
		Silver	S											

Pins size	Type and quantity of contacts by connector										
	16S-1	20-15	24-2	24-11	28-3	28-6	28A-9	28-10	28-22	32-68	40A-10
4						3	4	2	3	3	4
8				3	3			2			
12		7	7	6				3			
16	7						5		3	6	4
Total	7	7	7	9	3	3	9	7	6	9	8

P (Watt)	Arrangement by manufacturer								
	Arri	De Sisti	Strand	CMC	Mole	Lee	LTM	Sunray	
575	24-2W	24-2Z	24-2Z	24-2Z	24-2Z	16S-1	20-15	24-2Z	
1.200	24-2W	24-2W	24-2W	24-2W	24-2W	20-15	20-15	24-2W	
2.500	24-2	24-2	24-2	24-2	24-2	20-15	24-2	24-2	
4.000	24-2	24-11	24-11	24-11	24-2	24-11X	24-11	24-11	
6.000	28-22 (2)	32-68	32-68	32-68	28A-9 (1)	24-11	28A-9 (1)	28A-9 (1)	
12.000	28A-9 (2)	32-68	40A-10	28-10	40A-10	24-11	28A-9 (2)	28-10	
18.000	28A-9 (2)	32-68	40A-10	28-10	40A-10		28A-9 (2)	28-10	

(1) Male pins on connector with locking ring - (2) Female pins on connector with locking ring