

# DMX Cables

**eurocable** DMX cable range meets the DMX 512-A standard for data transmission in lighting control applications.

All cables have high flexibility and small gauge which is suitable for easy XLR connection. Available in four different versions and with different colored jackets on request.

INSTALLATION/MOBILE	INSTALLATION/MOBILE	INSTALLATION/MOBILE	INSTALLATION/MOBILE
JACKET COLOR <input checked="" type="checkbox"/>	JACKET COLOR <input checked="" type="checkbox"/>	JACKET COLOR <input checked="" type="checkbox"/>	JACKET COLOR <input checked="" type="checkbox"/>
200 m/656 feet	200 m/656 feet	200 m/656 feet	500 m/1640 ft
ON WOODEN REELS	ON WOODEN REELS	ON WOODEN REELS	ON WOODEN REELS
FLAME RETARDANT: IEC 60332-1, EN 60332-1	FLAME RESISTANT: IEC 60332-3, EN 60332-1	FLAME RESISTANT: IEC 60332-3, EN 60332-1	
CVS LKDMX S	CVS LKDMX D	CVS LKDMXCC	CVS LKDMX4

ELECTRICAL DATA					
Description		Single pair for DMX 512	Double pair for DMX 512	DMX512 w/color change power supply	Four pairs cable for DMX 512
D.C.R.	Conductor	65 ohm/km		Data: 80 ohm/km - Power: 10 ohm/km	85 ohm/km
	Shield	19 ohm/km	14 ohm/km	150 ohm/km	< 45 ohm/km
Capacitance 1 KHz	Cond/Cond	40 pF/m	45 pF/m	33 pF/m	31 pF/m
	Cond/Shield	90 pF/m	75 pF/m	82 pF/m	59 pF/m
Nominal Impedance		110 ohm			120 ohm
Attenuation	256 KHz	2 db/100 m			1 db/100 m
Vel. of Prop.		78%			80%
Inductance		55 µH/100 m			80 µH/100 m
GENERAL DATA					
Cable	O.D.	5.50 mm	7.80 mm		13.7 mm
	Standard reels	200 m			500 m
	Weight Kg/100m	4.20	7.50	11.50	22.20
	Op. temp.	-20° C/+70° C			
Jacket	Material	PVC flame resistant			PVC
	Nom.I Thick.	0.85 mm	1.75 mm	0.70 mm	1.20 mm
Shield	Material	First: Aluminium - Mylar foil Second: Tinned copper braid		First: Aluminium - Mylar foil	First: Aluminium - Polyester foil Second: Tinned copper braid
	Coverage	First: 100% - Second: 75%		100%	First: 100% - Second: 80%
Conductor	Quantity	2	2 + 2	Data: 1 - Power: 2	8
	Strand	7 x 0.20 mm		Data: 7 x 0.20 - Power: 43 x 0.25 mm	7 x 0.20 mm
	Area/AWG	0.22 mm <sup>2</sup> /24		Data: 0.22 mm <sup>2</sup> /24 Power: 2 mm <sup>2</sup> /14	0.22 mm <sup>2</sup> /24
	Ins. O.D.	1.60 mm		Data: 1.60 mm - Power: 2.70 mm	1.50 mm
	Material	Annealed tinned copper foamed polyethylene insulated		Data: Tinned copper P.E. insulated Power: Tinned copper PVC insulated	Annealed tinned copper foamed polyolefine insulated

## DMX cables with 3, 4 and 5 pin XLR connectors

## SIGNAL INTEGRITY

**DNX3ESSS**

DMX single pair cable wired with Neutrik XLR 3p silver/silver



**DNX3EBSS**

DMX single pair cable wired with Neutrik 3p black/silver



**DNX5ESSS**

DMX single pair wired with Neutrik XLR 5p silver/silver



**DNX5ESSD**

DMX double pair cable wired with Neutrik 5p silver/silver



**DNX4ESSC**

DMX single pair with 2x2mm<sup>2</sup> power wired with Neutrik 4p silver/silver



Not suitable for applications above 50 volt ac; 7.5 volt dc.

Length (meters): **3 5 10 15**  
 Feet  Meters

With packaging, no heat shrink  
 No packaging, no heat shrink

No packaging, with heat shrink  
 With packaging and heat shrink



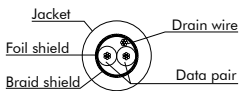
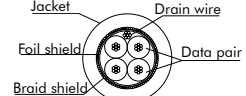

All products are also available with Amphenol connectors

# DMX PUR Jacket

A new polyurethane sheath protects our DMX S cable from critical conditions. Flexible & extra strong it has been built to be the most durable jacketed cable.

**eurocable** DMX cable range meets the DMX 512-A standard for data transmission in lighting control applications.

All cables have high flexibility and small gauge which is suitable for easy XLR connection.

	
MOBILE	MOBILE
JACKET COLOR ■	JACKET COLOR ■
200 m/656 ft ON CARDBOARD REELS	200 m/656 ft ON CARDBOARD REELS
FLAME RETARDANT: IEC 60754-1, IEC 61034-1, IEC 60332-1, EN 50267-2-1, EN 50268-2-1, EN 50265-2-1	FLAME RETARDANT: IEC 60754-1, IEC 61034-1, IEC 60332-1, EN 50267-2-1, EN 50268-2-1, EN 50265-2-1
HALOGEN FREE	HALOGEN FREE
	
 CVS LKDMX S PUR	CVS LKDMX D PUR

ELECTRICAL DATA			
Description		Single pair for DMX 512	Double pair for DMX 512
D.C.R.	Conductor	65 ohm/km	65 ohm/km
	Shield	19 ohm/km	14 ohm/km
Capacitance 1 KHz	Conductor/Conductor	40 pF/m	45 pF/m
	Conductor/Shield	90 pF/m	75 pF/m
Nominal Impedance		110 ohm	110 ohm
Attenuation	256 KHz	2 db/100 m	2 db/100 m
Vel. of Prop.		78%	80%
Inductance		55 μH/100 m	55 μH/100 m
GENERAL DATA			
Cable	O.D.	5.50 mm	7.90 mm
	Weight Kg/100m	3.20	6.80
	Operating temperature	-20°C/+70°C	
Jacket	Material	LSZH PUR	
	Nominal Thickness	0.85 mm	1.75 mm
Shield	Material	First: Aluminium - Mylar foil / Second: Tinned copper braid	
	Coverage	First: 100% - Second: 75%	
Conductor	Quantity	2	2+2
	Strand	7 x 0.20 mm	7 x 0.20 mm
	Area/AWG	0.22 mm <sup>2</sup> /24	0.22 mm <sup>2</sup> /24
	Insulation O.D.	1.60 mm	1.60 mm
	Material	Annealed tinned copper foamed polyethylene insulated	

## DMX PUR cables with 3 and 5 pin XLR connectors

## SIGNAL INTEGRITY

**DNX3ESSP** 

DMX single pair cable wired with Neutrik XLR 3p silver/silver



**DNX3EBSSP** 

DMX single pair cable wired with Neutrik 3p black/silver



**DNX5ESSP** 

DMX single pair wired with Neutrik XLR 5p silver/silver







**DNX5ESSDP** 

DMX double pair cable wired with Neutrik 5p silver/silver



\* Length (meters): **3 5 10 15**  
 Feet  Meters

 With packaging, no heat shrink  
 No packaging, no heat shrink


 No packaging, with heat shrink  
 With packaging and heat shrink

All products are also available with Amphenol connectors

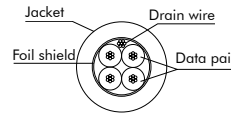
Not suitable for applications above 50 volt ac; 75 volt dc.

# DMX D 20 AWG Conductors Area

**eurocable** DMX D L cable meets the DMX 512-A standard for data transmission in lighting control applications. Specifically designed for long distance.



MOBILE
JACKET COLOR <span style="display:inline-block; width:10px; height:10px; background-color:black;"></span>
FLAME RETARDANT: IEC 60754-1, IEC 61034-1, IEC 60332-1, EN 50267-2-1, EN 50268-2-1, EN 50265-2-1



CVS LKDMX D L \*

ELECTRICAL DATA		
Description		Double pair for DMX 512
D.C.R.	Conductor	32.5 ohm/km
Capacitance	Conductor/Conductor	45 pF/m
	Conductor/Shield	80 pF/m
Nominal Impedance		110 ohm
Attenuation	1 KHz	2 db/100 m
Vel. of Prop.		80%
Inductance		60 μH/100 m
GENERAL DATA		
Cable	O.D.	8.30 mm
	Standard reels	500 m
	Operating temperature	-20°C/+70°C
Jacket	Material	PVC Flame Retardant
	Nominal Thickness	1.75 mm
Shield	Material	Aluminium - Mylar foil
	Coverage	100%
Conductor	Quantity	2+2
	Strand	19 x 0.20 mm
	Area/AWG	0.5 mm <sup>2</sup> /20
	Insulation O.D.	2.00 mm
	Material	Annealed tinned copper foamed polyethylene insulated

Not suitable for applications above 50 volt ac; 7.5 volt dc.

\* on request